



US00D543678S

(12) **United States Design Patent**
Boas et al.

(10) **Patent No.:** **US D543,678 S**

(45) **Date of Patent:** **** Jun. 5, 2007**

(54) **BUCKLE**

D529,268 S * 10/2006 Choi D2/939
D530,240 S * 10/2006 Kelsey D11/200

(75) Inventors: **Nancy S. Boas**, New York, NY (US);
Jill Thomas Unger, New York, NY (US)

* cited by examiner

(73) Assignee: **PRL USA Holdings, Inc.**, Wilmington, DE (US)

Primary Examiner—Dominic Simone

(74) *Attorney, Agent, or Firm*—Greenberg Traurig LLP

(**) Term: **14 Years**

(57) **CLAIM**

(21) Appl. No.: **29/246,869**

The ornamental design for a buckle, as shown and described.

(22) Filed: **May 17, 2006**

DESCRIPTION

(51) **LOC (8) CL.** **02-99**

FIG. 1 is a perspective view of a buckle in accordance with my new design (wherein the buckle is shown as may be used, for example, on a shoe);

(52) **U.S. CL.** **D2/946; D2/976; D11/200; D11/201; D11/231**

FIG. 2 is a front view of the buckle of FIG. 1;

(58) **Field of Classification Search** D2/939, D2/946, 976; D11/200, 201, 231; 36/10.1, 36/51-58.5

FIG. 3 is a top view of the buckle of FIG. 1;

FIG. 4 is a left-side view of the buckle of FIG. 1; and,

FIG. 5 is a right-side view of the buckle of FIG. 1.

See application file for complete search history.

The broken lines outlining a shoe in FIG. 1 are for illustrative purposes only and form no part of the claimed design.

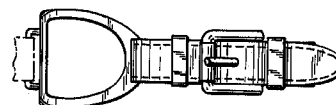
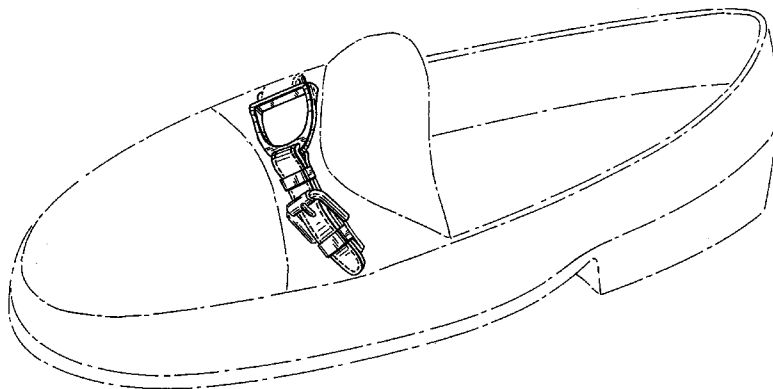
The broken lines outlining an attachment strap in FIGS. 2 and 3 are for illustrative purposes only and form no part of the claimed design.

(56) **References Cited**

U.S. PATENT DOCUMENTS

- 2,049,347 A * 7/1936 Benjamin 36/58.5
- D133,274 S * 8/1942 Julianelli et al. D2/939
- D183,727 S * 10/1958 Emberton D11/201
- D229,335 S * 11/1973 Wareham et al. D11/231

1 Claim, 2 Drawing Sheets



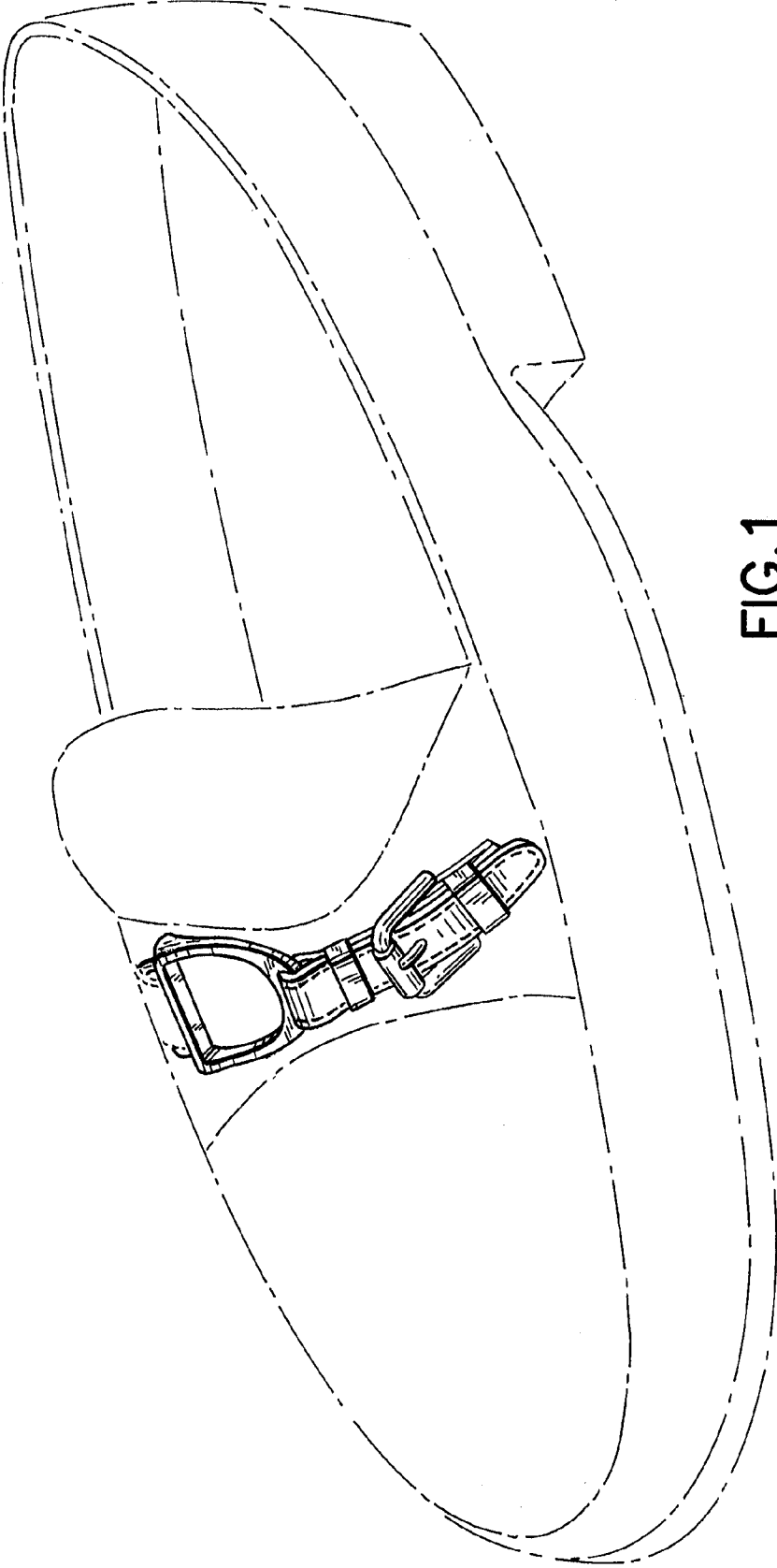


FIG. 1

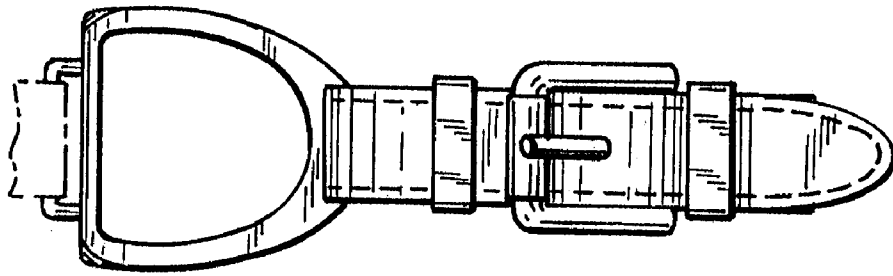


FIG. 2

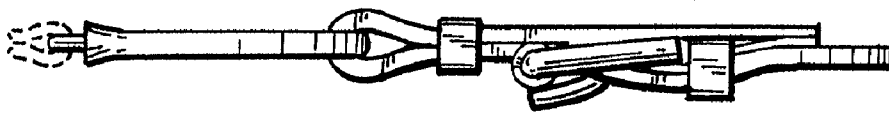


FIG. 3



FIG. 4



FIG. 5